

## Pupil Premium Review 2013 – 2014

**Pupil Premium Grant – £ 66,600**

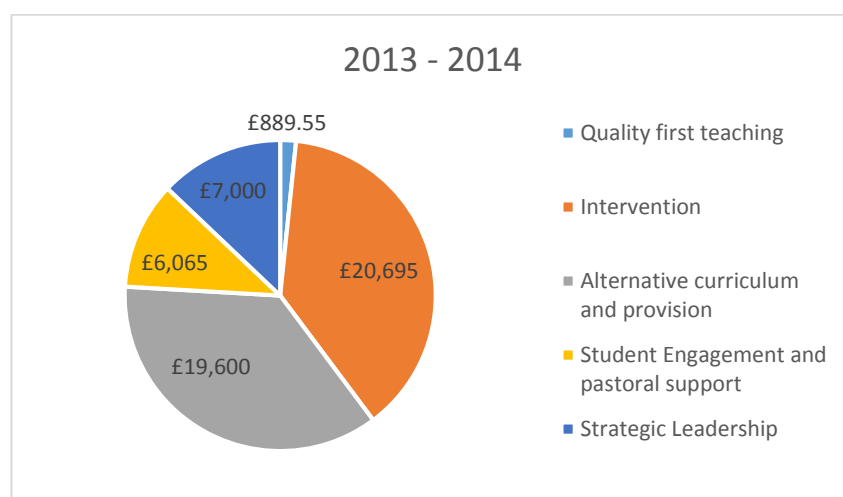
**Total roll over to 2014 – 2015 totalled £15,000**

Spending priority and rationale	Cost	Impact – RAG	Link to EEF
<b>Quality first teaching - £889.55</b>			
Restorative justice training	£889.55	Support group generated with staff	Behaviour interventions plus four months
<b>Intervention - £20,695</b>			
Maths TA providing 1:1 support with PP pupils in preparation for the GCSE exams.	£2520	This led to re-engagement for several boys and strong outcomes	Teaching Assistants plus less than month.
TAs deployed to accelerate learning of vulnerable students.	£17000	Several students made good progress, as illustrated in case studies.	Teaching Assistants plus one month.
1:1 English support	£350	Early intervention at KS3 to increase progress	Individualized instruction plus 2 months
Staffing and resources for 1:1 support of a pupil at Include (5 days)	£825	This pupil achieved GCSE Business GCSE Statistics GCSE Media GCSE English GCSE Science  These were the pupils only GCSES	Individualized instruction plus 2 months
<b>Alternative curriculum and provision - £19,600</b>			
College courses for 2 year 11 students to prevent Permanent exclusion and to help them gain qualifications.	£3500	Students were not excluded and achieved qualifications and are now employed.	NA
Riverborne Farm for one year 11 at risk of Permanent exclusion.	£1000	The student was not excluded and achieved qualifications and now has an apprenticeship.	NA
College courses appropriate to 4 learners.	£4400	Increased engagement with learning and attendance. The pupils were at risk of	NA

		being NEET and now have positive destinations. Achieved qualifications (e.g. ASDAN youth award) that were not recognized by league tables.	
1 day inclusion and behavior external report	£700	Behavior audit generated following visits. Steered establishment of Compass Centre to meet pupil needs	NA
Compass Centre staffing	£10,000	Significant contributory factor towards improving outcomes. Enables personalised programmes of study and greater individual support.	Small group tuition plus 4 months
<b>Student Engagement and pastoral support - £6065</b>			
Transport to school for some PP students and parents to increase engagement with learning.	£350		Parental involvement plus 3 months
Parent support adviser to work with parents and families for 2.5 hours a week.	£2500	See case studies	Parental involvement plus 3 months
Careers adviser post for half a day per fortnight to provide IAG	£1750 funding for 0.5 of post	Vulnerable students were highlighted by head of KS4. With zero neets in the following september	Aspiration interventions
Breakfast club	£220		NA
Uniform	£100		School uniform very low impact
Zap Assertiveness training (Jackie Engelberg)	£1145	Anti-bullying pupil support group created. Peer mediators trained	NA
Anti-Bullying/transition skills/leaving school (The Chalkface Project)	£228.47		NA

Transport to school for PP pupils and parents	£350	Improved attendance for vulnerable pupils and increased parental engagement	Parental engagement plus 3 months
Ingredients for food tech	£100	Ingredients purchased for all PP pupils studying Catering GCSE and at KS3. Food results on target.	Na
<b>Strategic Leadership - £7000</b>			
Secondment of Deputy Head teacher from January to Lead Pupil Premium	£6000	8 A-G increased by 25%	Na
Secondment to SLT and Management training for member of staff to champion PP	£1000	Increased awareness of vulnerable pupils with 100% of staff identifying and providing for vulnerable pupils in the classroom	Na

Our spending of the Pupil Premium grant in the year 2013 – 2014 had a limited impact, however achievement generally in line with FFT targets for many key indicators. With the arrival of Mr German in September 2014 the effective spending of this grant became a high priority and the spending priorities are illustrated in the next table.



## Pupil Premium Review 2014 – 2015

**Pupil Premium Grant – £ 80,795**

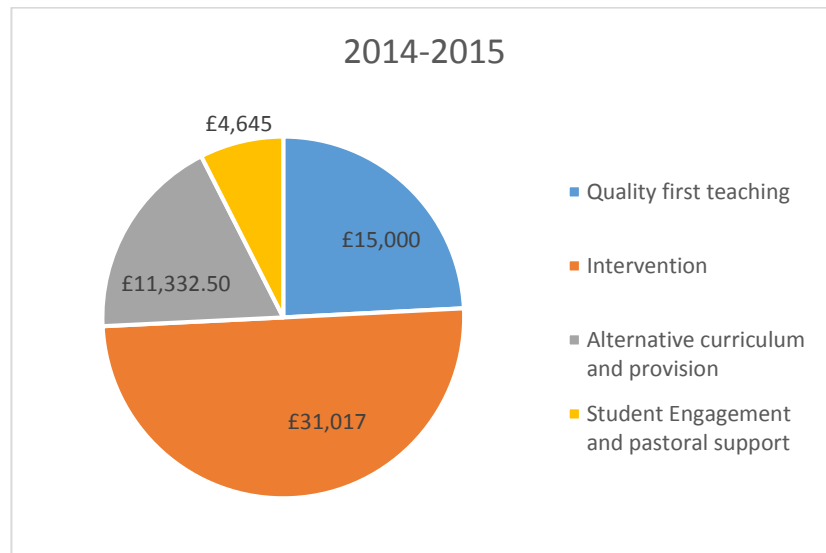
**Total roll over from 2014 – 2015 totalled £15,000**

**Total roll over to 2015-2016 totalled £ 33,800**

Spending priority and rationale	Cost	Impact – RAG	Link to EEF
<b>Quality first teaching - £15,000</b>			
Increased awareness of pupil premium learning including information on lesson ready materials	£0	Reduced gap in each year group	NA
Pupil premium focus in next steps marking with clear time to act on feedback	£0	Improved progress across vulnerable learners	Feedback Plus eight months
Small groups in year 11 maths	£15,000	Dramatically accelerated progress (3 grades progress Jan-July)	Reducing class size plus three months
<b>Intervention - £31,017</b>			
TAs deployed to accelerate learning of vulnerable students.	£17000	Several students made good progress, as illustrated in case studies.	Teaching Assistants plus one month.
Pupil Premium lessons for Maths and English	English £2047.50 Maths £11,970	Improved progress of disadvantaged pupils particularly in maths.	Small group tuition plus four months
<b>Alternative curriculum and provision - £11,332.5</b>			
College course for 1 year 11 student to them gain qualifications.	£1000	Huge initial impact however student transferred out of county	NA
Riverborne Farm for one year 9 at risk of Permanent exclusion.	£1000	Reduction of exclusions and increase engagement	NA
Compass Centre staffing	£9,332.5	Significant contributory factor towards improving outcomes. Enables personalised programmes of study and greater individual support.	One to one tuition plus 5 months Behaviour interventions plus 4 months
<b>Student Engagement and pastoral support - £4,645</b>			

Parent support adviser to work with parents and families for 2.5 hours a week.	£2500	See case studies	Parental involvement plus 3 months
Careers adviser post for half a day per fortnight to provide IAG	£1750 funding for 0.5 of post	Vulnerable students were highlighted by head of KS4. NEET % ?	Individualised instruction
Breakfast club	£235	Improved engagement/wellbeing	NA
Uniform	£43	Improved access to school	Very low impact
Ingredients for food tech	£25	Ingredients purchased for all PP pupils studying Catering GCSE and at KS3. Food results on target.	NA
Rewards	£92	Increased engagement	NA
<b>Strategic Leadership -</b>			

Total spend £61,995



## Pupil Premium Review 2015 – 2016

**Pupil Premium Grant – £ 91,410**

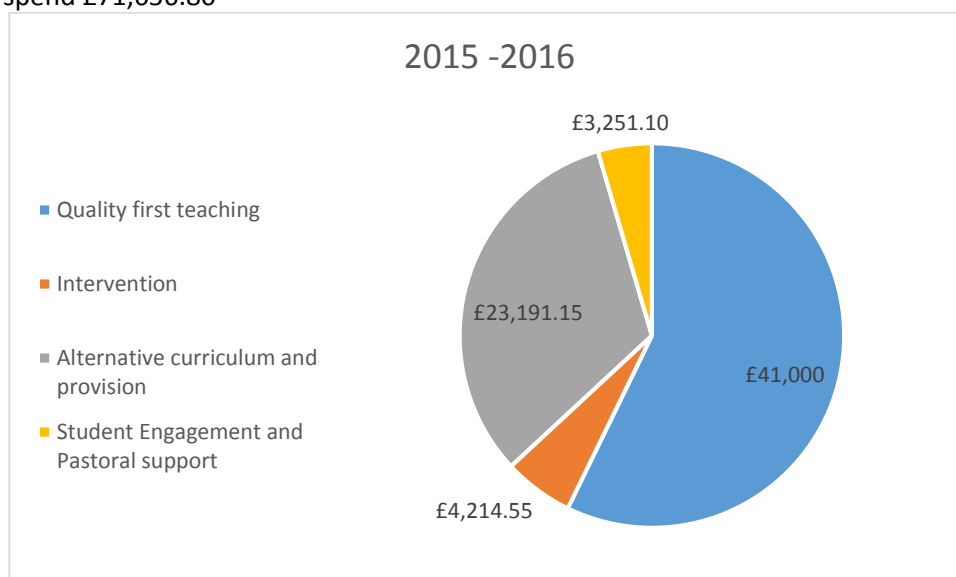
**Total roll over from 2014 – 2015 totalled £33,800**

**Total roll over to 2016-2017 totalled £ 56,094**

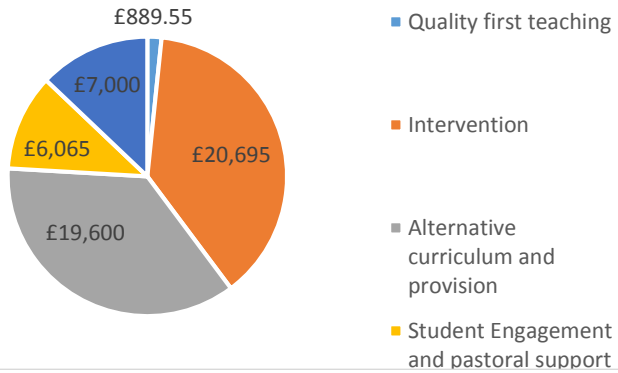
Spending priority and rationale	Cost	Impact – RAG	Link to EEF
<b>Quality first teaching - £41,000</b>			
Increased awareness of pupil premium learning including information on lesson ready materials	£0	Reduced PP gap in each year group	NA
Pupil premium focus in next steps marking with clear time to act on feedback	£0	Improved progress from vulnerable learner (see data analysis)	Feedback Plus eight months
English teacher appointed to drive progress in PP literacy and facilitate and provide additional Pupil Premium lessons for Maths, and science	£40000	Improved engagement and progress in year 10 cohort, however this has not closed the gap yet	Reducing class size plus three months
Extra Curricular GCSE History	£1000	Very positive predictions and end of year exams	Reducing class size plus three months
<b>Intervention - £4214.55</b>			
TAs deployed to accelerate learning of vulnerable students.	£2762	Several students made good progress, as illustrated in case studies.	Teaching Assistants plus one month.
Accelerated reader	£1452.55	Bought and set up in this academic year however implementation to take place in the next academic year	NA
<b>Alternative curriculum and provision - £23,191.15</b>			
Compass Centre staffing	£23,084.35	Significant contributory factor towards improving outcomes. Enables personalised programmes of study	One to one tuition plus 5 months Behaviour interventions plus 4 months

		and greater individual support.	
Duke of edinburgh	£50	All completed he qualification	Sports participation plus 2 months
Music lessons	£56.80	Completion of recognised qualifications	
<b>Student Engagement and pastoral support - £3,251.10</b>			
Careers adviser post for half a day per fortnight to provide IAG	£1750 funding for 0.5 of post	Vulnerable students were highlighted by head of KS4. Expected Neet % for the last 2 year is 0 Key aspect in the raising aspirations agenda	Individualised instruction
Breakfast club	£427.45	Improved student wellbeing, no hard impact	NA
Uniform	£20	Reduced barriers to learning and increased attendance	Very Low impact
Ingredients for food tech	£780	Ingredients purchased for all PP pupils studying Catering GCSE and at KS3. Food results on target.	NA
Rewards	£20	Increased engagement	NA
Educational trips	£77	Increased engagement	
English Texts and SPAG workbooks for independent intervention and completion	£176.65	Accelerated progress for 50% of students involved, maintained rate of progress in others	NA
<b>Strategic Leadership -</b>			

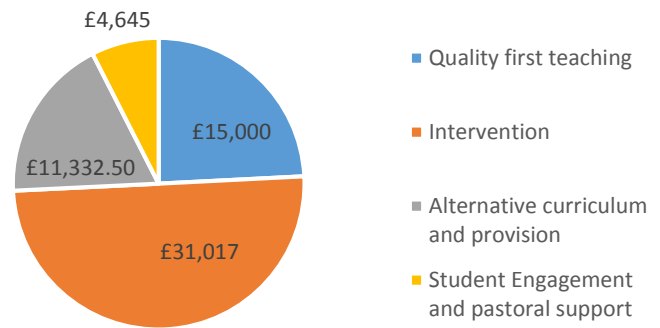
Total spend £71,656.80



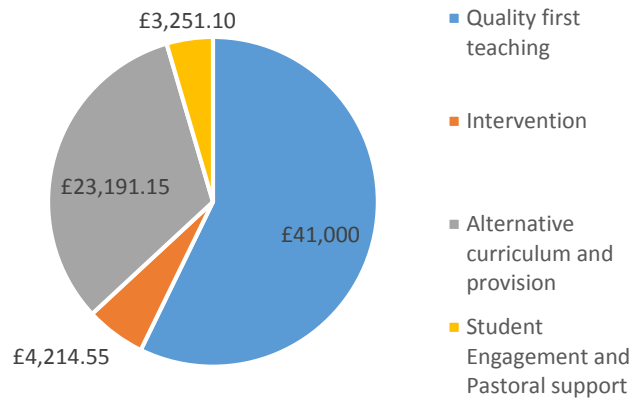
### 2013 - 2014



### 2014-2015



### 2015 -2016





The impact of the 2014-15 spend is highlighted below:

5 A*-C Measures	2014 %	2015 results	2015 PP Target FFt D	2015 PP
Students with 5 x A*-C	48	52.8	42.9	38.1
Students with 5 x A*-C GCSE ONLY	38.7	43.1	42.9	19
Students with 5 x A*-C inc English & Maths	41.3	47.2	38.1	28.6
Students with 5 x A*-C inc English & Maths GCSE ONLY	36	40.3	38.1	19
Students with 5 x A*-C inc English, Maths & Science	33.3	41.7	38.1	28.6
Students with 5 x A*-C inc Science	36	52.8	45.8	33

Between 2014 and 2015 the Pupil Premium gap was closed down to 26.3% down from 42.1%